



Introduction to National Board Certification

Note Catcher for Reflections and Links

Slides shared during recording

Survey

Reflection Questions	
What are some of your whys?	
What is your biggest takeaway?	
Which tip/resource do you think will be most helpful, why?	
What are some next steps you want to take based on what you learned?	

Official Publications (For all Certificate Areas)		
	<p>Official instructions and guides can be found at the National Board Candidate Center.</p>	<p>Candidate Center</p>
	<p>Choosing the Right Certificate: This document is a reference guide for candidates seeking National Board Certification to use when deciding which of the 25 certificate areas, listed below, to apply for. It also has important details on class size requirements.</p>	<p>Choosing the Right Certificate</p>






Introduction to National Board Certification

Note Catcher for Reflections and Links

	<p>Guide to National Board Certification: This document is a comprehensive document with crucial information, including the following:</p> <ul style="list-style-type: none">● An Overview of The Certification Process and The Components● How to Register and Select Components Important Dates and Deadlines● Fields of Certification● Eligibility Prerequisites Verifying Your Eligibility Additional Prerequisite for World Languages Candidates● Fees● Withdrawals, Refunds, and Reinstatements● Scholarships and Rewards● Incentives and Fee Support● Portfolio Submissions● Assessment Center Testing● Scoring● National Board Policies● Policies Related to Candidates with Disabilities● Confidentiality Guidelines● Language Accommodations	<p>Guide to National Board Certification</p>
	<p>These instructions include essential details for Components 2, 3, and 4. including the following:</p> <ul style="list-style-type: none">● Preparing for the Assessment● Understanding the Portfolio Component General Submission Requirements● Retaking a Portfolio Component● Locating and Using Important Resources Following Policies and Guidelines Learning Portfolio-Related Terms Developing Your Materials● Writing about Teaching● Recording Videos for Component 3● Analyzing Student Work● Formatting, Organizing, and Submitting Your Portfolio Formatting Your Evidence for Electronic Submission● Organizing and Describing Your Evidence Using Forms● Uploading and Submitting Your Evidence of Accomplished Teaching	<p>General Portfolio Instructions</p>


Introduction to National Board Certification

Note Catcher for Reflections and Links

	<p>This document has details on Policy and Guidelines for the Assessment Center (Component 1), including the following:</p> <ul style="list-style-type: none"> ● About the Computer-based Assessment 2 ● Before Scheduling Your Assessment Center Appointment ● Scheduling Your Assessment Center Appointment ● Preparing for the Testing Experience ● What to Expect on the Test Day ● National Board Candidate Rules Agreement 	<p>Component 1: Content Knowledge Center Policy and Guidelines</p>
	<p>This guide provides essential details on scoring, including the following:</p> <ul style="list-style-type: none"> ● Assessments and Scoring ● How Is the Assessment Scored? ● Score Requirements for Achieving Board Certification ● Understanding Your Score Report ● Evaluating Your Performance ● Preparing for the Next Assessment Cycle ● Appeal Process 	<p>Scoring Guide</p>
<h3>Five Core Propositions and National Board Standards</h3>		
	<p><i>What Teachers Should Know and Be Able to Do</i> articulates the National Board's Five Core Propositions for teaching.</p>	<p>What Teachers Should Know and Be Able to Do (English)</p> <p>What Teachers Should Know and Be Able to Do (Spanish)</p>
	<p>Five Core Propositions Assets Inventory: Using the "What Teachers Should Know and Be Able to Do" booklet as a reference point to develop a deeper understanding of each of the five Core Propositions, rate yourself on each of the sub-domains.</p>	<p>Self-Assessment</p> <p>(Not an official National Board Resource)</p>
<h3>Certificate Specific Standards and Instructions</h3>		
	<p>After you have identified the right certificate area for you (you can reference the Choosing the Right Certificate guide listed above), you should access the specified National Board standards for your certificate area. National Board Standards define what accomplished teachers should know and be able to do in 25 certificate areas. They cover 16 different subject areas and four developmental levels and are applicable to most teachers in U.S. public schools.</p>	<p>National Board Standards</p>

Introduction to National Board Certification

Note Catcher for Reflections and Links

	<p>Each certificate area has specific instructions for the corresponding components for that certificate.</p>	<p>Access your specific component instructions</p>
<p>Want to Learn More about National Board Certification?</p> <p>This section provides resources <i>for educators who are exploring pursuing National Board Certification. Note: Some of these resources contain documents created by third party individuals/organizations.</i></p>		
	<p><i>Introduction to National Board Certification</i> provides a collection of resources and guided learning activities for educators interested in learning more about the National Board Standards and certification process.</p>	<p>Self-enroll</p> <p>(Not an official National Board Resource)</p>
	<p>This is a short resource packet for candidates. It provides key things potential candidates need to know and provides a directory of links to relevant and useful content including:</p> <ul style="list-style-type: none"> • What is National Board certification? • What does the certification process look like? • The National Board Standards and Five Core Propositions. • The four components. • The Certificate Areas. • Available Funding & Support. • Free courses to help you prepare. • FAQs. 	<p>Overview and Quick Start Guide</p>
<p>Have you decided to pursue National Board Certification and want support on your journey?</p> <p>This section provides resources <i>for educators who have decided to pursue National Board Certification. Note: Some of these resources contain documents created by third party individuals/organizations.</i></p>		
<p>Planning Guides for Candidates</p>		
	<p>We've put together this Candidate Resource Guide that includes the key certification documents and additional resources to support candidates on their National Board certification journey. The guide includes previously recorded webinars and graphic organizers.</p> <ul style="list-style-type: none"> • Two Year Planning Guide • Three Year Planning Guide • Component 1: Planning Guide • Component 2: Planning Guide • Component 3: Planning Guide • Component 4: Planning Guide • Understanding Your Scores and Feedback • ATLAS 	<p>National Board Certification: Candidate Resource</p>






Introduction to National Board Certification

Note Catcher for Reflections and Links

 <p>National Board Process Planning Timeline 1, 2, or 3 Years</p>	<p>Graphic Organizer to support planning (By Tammy Kirkland).</p>	<p>Planning Document</p>
 <p>NATIONAL BOARD Component 1: Content Knowledge Planning Guide</p>	<p>This is a planning guide for candidates. The facilitation slides align to the content in this guide. It links to official instructions, graphic organizers, and previously recorded webinars on this component.</p>	<p>Component 1: Planning Guide</p> <p>(Is in the Candidate Resource Guide)</p>
 <p>NATIONAL BOARD Component 2: Differentiation in Instruction Planning Guide</p>	<p>This is a planning guide for candidates. The facilitation slides align to the content in this guide. It links to official instructions, graphic organizers, and previously recorded webinars on this component.</p>	<p>Component 2: Planning Guide</p> <p>(Is in the Candidate Resource Guide)</p>
 <p>NATIONAL BOARD Component 3: Teaching Practice and Learning Environment Planning Guide</p>	<p>This is a planning guide for candidates. The facilitation slides align to the content in this guide. It links to official instructions, graphic organizers, and previously recorded webinars on this component.</p>	<p>Component 3: Planning Guide</p> <p>(Is in the Candidate Resource Guide)</p>
 <p>NATIONAL BOARD Component 4: Effective and Reflective Practitioner Planning Guide</p>	<p>This is a planning guide for candidates. The facilitation slides align to the content in this guide. It links to official instructions, graphic organizers, and previously recorded webinars on this component.</p>	<p>Component 4: Planning Guide</p> <p>(Is in the Candidate Resource Guide)</p>
 <p>NATIONAL BOARD Understanding Scores and Feedback Statements Webinar and Handout</p>	<p>Resources, including supplemental guides and webinars, to support candidates understanding their scores and feedback.</p>	<p>Understanding Your Scores and Feedback</p>

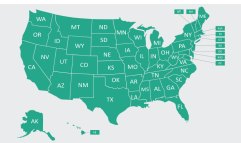
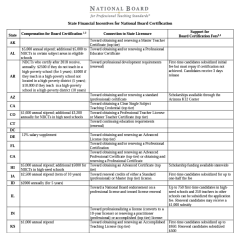


Introduction to National Board Certification

Note Catcher for Reflections and Links

		(Is in the Candidate Resource Guide)
 <p>Components 2-4 Checklist (Created by Christina Pizalek, NBCT)</p>	A resource to help track progress for each portfolio component.	Components 2-4 Checklist
Free Canvas Courses		
 <p>Introduction to National Board Ce... Candidate 1</p>	Introduction to National Board Certification provides a collection of resources and guided learning activities for educators interested in learning more about the National Board Standards and certification process.	Self-enroll
 <p>Preparing for National Board Certi... Preparing 2021</p>	FREE Canvas Course - <i>Preparing for National Board Certification for Candidates</i> is designed for teachers pursuing National Board certification. It is populated with videos, tools, and resources for National Board candidates.	Self-enroll
<p>ATLAS 4 Candidates: ATLAS is a library of authentic video cases showing National Board Certified Teachers at work in the classroom. The videos and written commentary do not reflect the current National Board assessment. However, they can provide examples of accomplished teaching, offer visible examples of National Board standards, show examples of descriptive, analytical and reflective writing, and help demystify the process.</p>		
 <p>Accomplished Teaching, Learning and Schools®</p>	Free registration link for ATLAS 4 Candidates.	ATLAS 4 Candidates: Registration Link for Candidates
 <p>Accomplished Teaching, Learning and Schools™</p> <p>The accomplished educators shown in these video cases have provided rich insight into their teaching practice. We ask that all viewers treat these materials — and those whose work is represented here — with the respect that a professional colleague deserves.</p> <p>For Viewing Video</p> <ol style="list-style-type: none"> 1. What specific approaches, strategies, techniques, or activities did the teacher use to promote active student involvement in the lesson? 	Reflection questions to support reflection and discussion of ATLAS videos and written commentary.	ATLAS Reflection Questions

Introduction to National Board Certification

Note Catcher for Reflections and Links

	<p>Learn more about incentives, stipends and support programs in your state.</p>	<p>State Supports</p>
	<p>State Incentives</p>	<p>State incentive chart</p>
<p>Pursuing National Board Certification During the Pandemic</p>		
	<p>Information on pursuing Board Certification during the pandemic.</p>	<p>Pursuing Board Certification during the Pandemic</p>
<p>Additional Information</p>		
	<p>Learn more about the certification rates.</p>	<p>Certification Rate</p>
<p>Whether you're a candidate with a specific question, or are just looking for more information about Board certification, we're here to help. You can find hours and additional information here.</p>		<p>1-800-22TEACH (83224) Webform</p>